

# 2019 Student Attitudes to School Survey

## Preliminary Summary School Report for: Reservoir Views Primary School

Total number of student responses: 74  
Overall response rate: 100%  
Please note: Overall response rate is based on headcount information provided by schools on the portal (n=74)





### Primary School Report

#### Guide to reading results

##### DATA TABLES:

- Results relating to members of small cohorts (5 students or less in a cohort answering the question) have been suppressed (\*) to prevent the possible identification of individuals.
- A dash (-) indicates that the framework factor or question (item) was not applicable to that particular year level.
- Gender is based on DET records, and was also asked in the survey for spare accounts, however, this was not a compulsory question. Therefore, results for students who used a 'spare account' to complete the survey may not be captured in the gender breakdowns where gender was not provided.
- The n= numbers at the top of the columns represent the total number of students for that cohort who participated in the survey.

##### COLOUR CODING IN DATA TABLES:

-  Total cohort result is more favourable than overall School result by more than 5 percentage points (pp) / Gender result (within year level) is more favourable than total result (within year level) by more than 5pp
-  Total cohort result is more favourable than overall School result by more than 10pp / Gender result (within year level) is more favourable than total result (within year level) by more than 10pp
-  Total cohort result is less favourable than overall School result by more than 5pp / Gender result (within year level) is less favourable than total result (within year level) by more than 5pp
-  Total cohort result is less favourable than overall School result by more than 10pp / Gender result (within year level) is less favourable than total result (within year level) by more than 10pp

Colour coding in the **total year level** columns and the **total gender** columns occurs where the results for these cohorts are more or less favourable compared to the Overall School Results.

Colour coding in the **gender columns (within year level)** occurs where the results for these cohorts are more or less favourable compared to the total results for that particular year level.

## Summary Measures, FISO: Excellence in teaching and learning

### DOMAIN: EFFECTIVE TEACHING PRACTICE FOR COGNITIVE ENGAGEMENT

Survey Factor	Reservoir Views Primary School Results											
	Overall Primary	Year 4 - % Positive			Year 5 - % Positive			Year 6 - % Positive			Female	Male
	% Positive (n=74)	Total (n=26)	Female (n=11)	Male (n=15)	Total (n=25)	Female (n=15)	Male (n=10)	Total (n=23)	Female (n=11)	Male (n=12)	% Positive (n=37)	% Positive (n=37)
<b>Effective teaching time</b>	<b>94%</b>	<b>86%</b>	<b>95%</b>	<b>78%</b>	<b>98%</b>	<b>100%</b>	<b>95%</b>	<b>100%</b>	<b>100%</b>	<b>100%</b>	<b>99%</b>	<b>90%</b>
My teacher tells us what we are learning and why	95%	85%	100%	73%	100%	100%	100%	100%	100%	100%	100%	89%
My teacher asks questions to check that we understand	99%	96%	100%	93%	100%	100%	100%	100%	100%	100%	100%	97%
My teacher asks me questions that challenge my thinking	92%	81%	82%	80%	96%	100%	90%	100%	100%	100%	95%	89%
My teacher explains difficult things clearly	92%	81%	100%	67%	96%	100%	90%	100%	100%	100%	100%	84%
<b>Differentiated learning challenge</b>	<b>93%</b>	<b>86%</b>	<b>100%</b>	<b>76%</b>	<b>95%</b>	<b>96%</b>	<b>93%</b>	<b>100%</b>	<b>100%</b>	<b>100%</b>	<b>98%</b>	<b>88%</b>
My teacher understands how I learn	91%	85%	100%	73%	88%	93%	80%	100%	100%	100%	97%	84%
My teacher helps me to do my best	96%	88%	100%	80%	100%	100%	100%	100%	100%	100%	100%	92%
My teacher gives extra help when students need it	93%	85%	100%	73%	96%	93%	100%	100%	100%	100%	97%	89%
<b>Stimulated learning</b>	<b>89%</b>	<b>83%</b>	<b>95%</b>	<b>73%</b>	<b>84%</b>	<b>80%</b>	<b>90%</b>	<b>100%</b>	<b>100%</b>	<b>100%</b>	<b>91%</b>	<b>86%</b>
My teacher makes the work we do in class interesting	88%	77%	91%	67%	88%	80%	100%	100%	100%	100%	89%	86%
My teacher makes learning fun	89%	88%	100%	80%	80%	80%	80%	100%	100%	100%	92%	86%
<b>Classroom behaviour</b>	<b>89%</b>	<b>84%</b>	<b>95%</b>	<b>75%</b>	<b>92%</b>	<b>92%</b>	<b>93%</b>	<b>91%</b>	<b>93%</b>	<b>90%</b>	<b>93%</b>	<b>84%</b>
Students at this school treat teachers with respect	85%	73%	82%	67%	92%	93%	90%	91%	100%	83%	92%	78%
My teacher expects students to pay attention	99%	96%	100%	93%	100%	100%	100%	100%	100%	100%	100%	97%
My teacher sets clear rules for classroom behaviour	96%	92%	100%	87%	96%	100%	90%	100%	100%	100%	100%	92%
Students at this school treat each other with respect	76%	73%	100%	53%	80%	73%	90%	74%	73%	75%	81%	70%

DOMAIN: TEACHER-STUDENT RELATIONS

Survey Factor	Reservoir Views Primary School Results											
	Overall Primary	Year 4 - % Positive			Year 5 - % Positive			Year 6 - % Positive			Female	Male
	% Positive (n=74)	Total (n=26)	Female (n=11)	Male (n=15)	Total (n=25)	Female (n=15)	Male (n=10)	Total (n=23)	Female (n=11)	Male (n=12)	% Positive (n=37)	% Positive (n=37)
<b>High expectations for success</b>	<b>100%</b>	<b>100%</b>	<b>100%</b>	<b>100%</b>	<b>100%</b>	<b>100%</b>	<b>100%</b>	<b>100%</b>	<b>100%</b>	<b>100%</b>	<b>100%</b>	<b>100%</b>
My teacher expects me to do my best	100%	100%	100%	100%	100%	100%	100%	100%	100%	100%	100%	100%
My teacher believes that I can do well at school	100%	100%	100%	100%	100%	100%	100%	100%	100%	100%	100%	100%
<b>Effort</b>	<b>88%</b>	<b>84%</b>	<b>90%</b>	<b>79%</b>	<b>88%</b>	<b>87%</b>	<b>90%</b>	<b>93%</b>	<b>100%</b>	<b>86%</b>	<b>92%</b>	<b>84%</b>
I usually pay attention in class	81%	71%	80%	64%	84%	80%	90%	87%	100%	75%	86%	75%
My teacher expects nothing less than our full effort	96%	92%	100%	87%	96%	100%	90%	100%	100%	100%	100%	92%
I enjoy doing my work in class	88%	88%	90%	86%	84%	80%	90%	91%	100%	83%	89%	86%
<b>Teacher concern</b>	<b>92%</b>	<b>91%</b>	<b>94%</b>	<b>89%</b>	<b>88%</b>	<b>87%</b>	<b>90%</b>	<b>97%</b>	<b>100%</b>	<b>94%</b>	<b>93%</b>	<b>91%</b>
My teacher cares about how I am feeling	99%	96%	100%	93%	100%	100%	100%	100%	100%	100%	100%	97%
My teacher seems to know if something is bothering me	86%	81%	82%	80%	84%	80%	90%	96%	100%	92%	86%	86%
I can talk to my teacher if something is worrying me	91%	96%	100%	93%	80%	80%	80%	96%	100%	92%	92%	89%

DOMAIN: LEARNER CHARACTERISTICS AND DISPOSITION

Survey Factor	Reservoir Views Primary School Results											
	Overall Primary	Year 4 - % Positive			Year 5 - % Positive			Year 6 - % Positive			Female	Male
	% Positive (n=74)	Total (n=26)	Female (n=11)	Male (n=15)	Total (n=25)	Female (n=15)	Male (n=10)	Total (n=23)	Female (n=11)	Male (n=12)	% Positive (n=37)	% Positive (n=37)
<b>Learning confidence</b>	<b>88%</b>	<b>83%</b>	<b>85%</b>	<b>82%</b>	<b>90%</b>	<b>83%</b>	<b>100%</b>	<b>91%</b>	<b>100%</b>	<b>83%</b>	<b>89%</b>	<b>88%</b>
I am good at learning	90%	88%	90%	86%	92%	87%	100%	91%	100%	83%	92%	89%
I can do challenging school work	86%	79%	80%	79%	88%	80%	100%	91%	100%	83%	86%	86%
<b>Resilience</b>	<b>87%</b>	<b>81%</b>	<b>95%</b>	<b>71%</b>	<b>90%</b>	<b>87%</b>	<b>95%</b>	<b>89%</b>	<b>91%</b>	<b>88%</b>	<b>90%</b>	<b>83%</b>
I can recover in a short time when something bad happens to me	79%	71%	90%	57%	88%	80%	100%	78%	82%	75%	83%	75%
I try again when I don't succeed	94%	92%	100%	86%	92%	93%	90%	100%	100%	100%	97%	92%
<b>Motivation and interest</b>	<b>92%</b>	<b>90%</b>	<b>90%</b>	<b>89%</b>	<b>94%</b>	<b>97%</b>	<b>90%</b>	<b>91%</b>	<b>95%</b>	<b>88%</b>	<b>94%</b>	<b>89%</b>
I want to learn new things	96%	92%	90%	93%	96%	100%	90%	100%	100%	100%	97%	94%
I am learning things that really interest me	88%	88%	90%	86%	92%	93%	90%	83%	91%	75%	92%	83%
<b>Self-regulation and goal setting</b>	<b>92%</b>	<b>94%</b>	<b>95%</b>	<b>93%</b>	<b>90%</b>	<b>90%</b>	<b>90%</b>	<b>91%</b>	<b>91%</b>	<b>92%</b>	<b>92%</b>	<b>92%</b>
I try very hard at school	93%	88%	90%	86%	96%	93%	100%	96%	100%	92%	94%	92%
I ask my teacher for help when I find my work difficult	90%	100%	100%	100%	84%	87%	80%	87%	82%	92%	89%	92%
<b>Attitudes to attendance</b>	<b>94%</b>	<b>93%</b>	<b>97%</b>	<b>90%</b>	<b>93%</b>	<b>93%</b>	<b>93%</b>	<b>94%</b>	<b>100%</b>	<b>89%</b>	<b>96%</b>	<b>91%</b>
I always try to attend school	97%	92%	90%	93%	100%	100%	100%	100%	100%	100%	97%	97%
My parents believe that going to school is important	99%	100%	100%	100%	96%	93%	100%	100%	100%	100%	97%	100%
I try to catch up on my work if I am absent from school	85%	88%	100%	79%	84%	87%	80%	83%	100%	67%	94%	75%

# Summary Measures, FISO: Positive Climate for Learning

## DOMAIN: SOCIAL ENGAGEMENT

Survey Factor	Reservoir Views Primary School Results											
	Overall Primary	Year 4 - % Positive			Year 5 - % Positive			Year 6 - % Positive			Female	Male
	% Positive (n=74)	Total (n=26)	Female (n=11)	Male (n=15)	Total (n=25)	Female (n=15)	Male (n=10)	Total (n=23)	Female (n=11)	Male (n=12)	% Positive (n=37)	% Positive (n=37)
<b>School Connectedness (Sense of belonging)</b>	<b>89%</b>	<b>89%</b>	<b>91%</b>	<b>88%</b>	<b>91%</b>	<b>89%</b>	<b>94%</b>	<b>85%</b>	<b>89%</b>	<b>82%</b>	<b>90%</b>	<b>88%</b>
I feel proud about being a student at this school	89%	88%	100%	80%	88%	87%	90%	91%	100%	83%	95%	84%
I like this school	93%	92%	91%	93%	100%	100%	100%	87%	91%	83%	95%	92%
I am happy to be at this school	89%	92%	91%	93%	88%	87%	90%	87%	91%	83%	89%	89%
I feel like I belong at this school	92%	92%	91%	93%	100%	100%	100%	83%	91%	75%	95%	89%
I look forward to going to school	80%	81%	82%	80%	80%	73%	90%	78%	73%	83%	76%	84%
<b>Student voice and agency</b>	<b>84%</b>	<b>82%</b>	<b>88%</b>	<b>78%</b>	<b>88%</b>	<b>85%</b>	<b>93%</b>	<b>82%</b>	<b>84%</b>	<b>79%</b>	<b>86%</b>	<b>82%</b>
At this school, I help decide things like class activities or rules	77%	81%	82%	80%	84%	80%	90%	65%	64%	67%	76%	78%
I have a say in the things I learn	85%	79%	100%	64%	92%	87%	100%	83%	91%	75%	92%	78%
My teacher likes my ideas	89%	81%	82%	80%	92%	93%	90%	96%	100%	92%	92%	86%
I am encouraged to share my ideas	85%	88%	91%	87%	84%	80%	90%	83%	82%	83%	84%	86%
<b>Sense of inclusion</b>	<b>94%</b>	<b>88%</b>	<b>98%</b>	<b>81%</b>	<b>97%</b>	<b>95%</b>	<b>100%</b>	<b>98%</b>	<b>100%</b>	<b>96%</b>	<b>97%</b>	<b>91%</b>
I have lots of chances to be part of class activities	92%	77%	91%	67%	100%	100%	100%	100%	100%	100%	97%	86%
I have friends at this school	96%	96%	100%	93%	96%	93%	100%	96%	100%	92%	97%	94%
My teacher makes me feel like I matter	91%	85%	100%	73%	92%	87%	100%	96%	100%	92%	95%	86%
My teacher makes sure all students feel included	99%	96%	100%	93%	100%	100%	100%	100%	100%	100%	100%	97%
<b>School stage transitions (Year 7 and new students only)</b>	*	-	-	-	*	-	*	*	*	*	*	*
The orientation program helped me settle in at this school	*	-	-	-	*	-	*	*	*	*	*	*
I have found it easy to make friends at this school	*	-	-	-	*	-	*	*	*	*	*	*
My teachers gave me enough help to settle in at this school	*	-	-	-	*	-	*	*	*	*	*	*
I know who to ask for help at this school	*	-	-	-	*	-	*	*	*	*	*	*

DOMAIN: STUDENT SAFETY

Survey Factor	Reservoir Views Primary School Results											
	Overall Primary	Year 4 - % Positive			Year 5 - % Positive			Year 6 - % Positive			Female	Male
	% Positive (n=74)	Total (n=26)	Female (n=11)	Male (n=15)	Total (n=25)	Female (n=15)	Male (n=10)	Total (n=23)	Female (n=11)	Male (n=12)	% Positive (n=37)	% Positive (n=37)
<b>Advocate at school</b>	<b>97%</b>	<b>95%</b>	<b>100%</b>	<b>92%</b>	<b>97%</b>	<b>96%</b>	<b>98%</b>	<b>98%</b>	<b>98%</b>	<b>98%</b>	<b>98%</b>	<b>96%</b>
At this school, there is a teacher or another adult who cares about me	97%	92%	100%	87%	100%	100%	100%	100%	100%	100%	100%	95%
There is a teacher or another adult at this school who believes that I can be successful	99%	96%	100%	93%	100%	100%	100%	100%	100%	100%	100%	97%
At this school, there is a teacher or another adult who listens to me when I have something to say	97%	96%	100%	93%	96%	93%	100%	100%	100%	100%	97%	97%
I have someone at school who I can share any problems with	91%	92%	100%	87%	88%	87%	90%	91%	91%	92%	92%	89%
There is a teacher or another adult at this school who tells me when I do a good job	100%	100%	100%	100%	100%	100%	100%	100%	100%	100%	100%	100%
<b>Managing bullying</b>	<b>93%</b>	<b>88%</b>	<b>97%</b>	<b>82%</b>	<b>93%</b>	<b>96%</b>	<b>90%</b>	<b>97%</b>	<b>100%</b>	<b>94%</b>	<b>97%</b>	<b>88%</b>
I feel safe at this school	92%	88%	100%	80%	96%	100%	90%	91%	100%	83%	100%	84%
This school deals fairly with bullying problems	91%	85%	91%	80%	88%	93%	80%	100%	100%	100%	95%	86%
I know where to get help if I feel bullied	96%	92%	100%	87%	96%	93%	100%	100%	100%	100%	97%	95%
<b>Respect for diversity</b>	<b>93%</b>	<b>92%</b>	<b>100%</b>	<b>87%</b>	<b>92%</b>	<b>93%</b>	<b>90%</b>	<b>96%</b>	<b>100%</b>	<b>92%</b>	<b>97%</b>	<b>89%</b>
All students are treated fairly at this school	92%	88%	100%	80%	88%	87%	90%	100%	100%	100%	95%	89%
It is okay to be different at this school	95%	96%	100%	93%	96%	100%	90%	91%	100%	83%	100%	89%

DOMAIN: EXPERIENCE OF BULLYING

Survey Factor	Reservoir Views Primary School Results											
	Overall Primary	Year 4 - % Yes			Year 5 - % Yes			Year 6 - % Yes			Female	Male
	% Yes (n=74)	Total (n=26)	Female (n=11)	Male (n=15)	Total (n=25)	Female (n=15)	Male (n=10)	Total (n=23)	Female (n=11)	Male (n=12)	% Yes (n=37)	% Yes (n=37)
I have been bullied at my school this term	17%	21%	10%	29%	12%	20%	0%	17%	27%	8%	19%	14%
I have often been teased in an unpleasant way or called names at my school (verbal)	26%	33%	10%	50%	24%	27%	20%	22%	18%	25%	19%	33%
Other students often leave me out of things on purpose or spread rumours about me (social)	14%	25%	10%	36%	4%	7%	0%	13%	18%	8%	11%	17%
I have been hit, kicked, hurt or threatened on purpose by another student (physical)	15%	33%	10%	50%	8%	7%	10%	4%	0%	8%	6%	25%
I have often been picked on by another student from my school while online or on social media (cyber)	1%	4%	0%	7%	0%	0%	0%	0%	0%	0%	0%	3%